

Features



- Hand tool for loop verification
- Maintenance and commissioning tool
- Compatible with **esserbus®** y **esserbus® Plus**
- Verification of loop continuity, earth faults, shortcircuits and loop lengths
- Independent monitoring of device isolator
- Loop reading or configuration with **RESTORE** function for loop and site map
- Loop Window: device address and type, part number and current status
- Display with manufacturing data, fault type (short circuit, dirty chamber, high lever, etc.) number of alarms, real values of sensors, etc.
- IQ8 flash and sounder activation option
- USB connector for PC connection
- Powered by 12V charger or internal battery

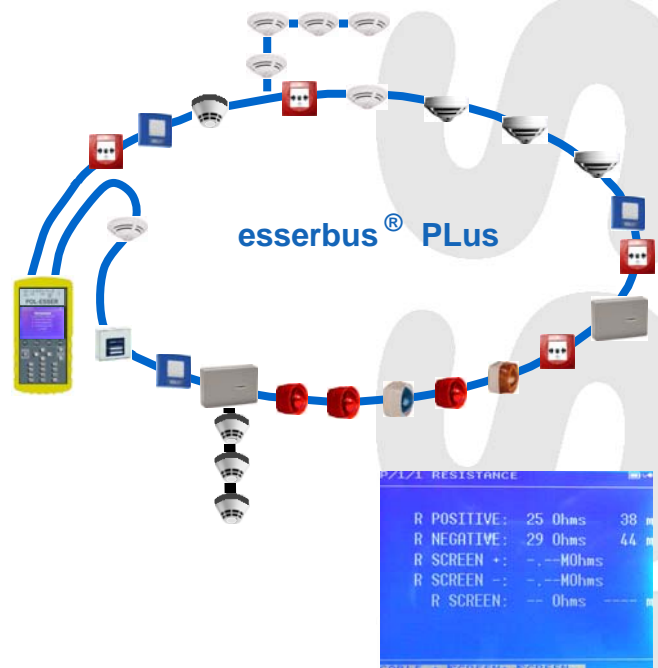
Analogue Loop Verification Tool

POL-ESSER is compatible with **esserbus®** and **esserbus Plus®** loop devices which can be read from any point of the installation in new installation or already configured loops.

A backlight 320x240 pixel display shows all the information clearly.

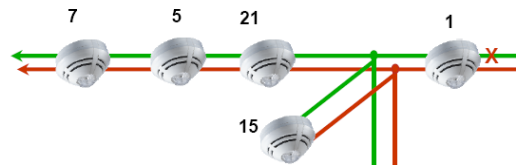
The installer can check loop communications, device status, and number of installed devices and identify and locate faults easily.

Device EPROM can also be read in order to see manufacturing date, device version, number of alarms and current faults, such as dirty chamber, input/output short circuits, etc.



Multimeter option and fault location

esserbus[®] loop uses devices with short circuit isolators were conventional multimeters are not suitable for wiring checks. POL-ESSER is able to control all the device isolators by software and can open or close them manually in order to physical sectionalize of the wiring.



This feature together with the multimeter option, resistance measuring, short circuit and earth driven control, allows the precise location of faults in the installation and the verification of values and loop length.

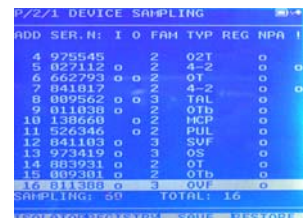
Loop reading and device configuration

POL-ESSER can read already addressed devices connected to the loop from any position or can configure the whole loop giving a new addressing. The SAVE LOOP and RESTORE functions return the device stored addressing and recover the initial loop addressing to leave it unchanged after checking.

The loop display is continuously updated by loop readings polls. Display inform about each device address, total number of devices, part number, current status, device type, output or isolator. POL-ESSER can show the information of any device connected to the loop and read all its parameter and change its address.

POL-ESSER display shows the manufacturing address, firmware, alarms, faults and type of event (dirty chamber, short circuit, etc.).

The options of light device LED and activate IQ8 flashes and sounders allow precise location for any loop device and any wiring sector in the site.



Mapping function

This function identifies the exact location of any device, wiring branches and configuration mistakes and shows the type of the loop. It is also possible to scroll devices over the map and locate in the site by lighting device LED.



Technical data

Power	230vac with external power, 12V with charger or autonomous operation with chargeable internal battery.
Autonomy	>24h under eco mode backlight (display unlit)
Battery	Ni-MH 8.2V 14W (1700mA)
External power supply/Charger	12V 24W (2000mA)
Display	320x240 pixels (81.4x61mm) and blue backlight
Keypad	19 keys + 4 function keys
Dimensions	190mm (h) x 110mm (w) x 32mm (d) (without protective cover)
Colour	Grey keypad (similar to RAL 7045) and yellow protective cover
Weight	740g